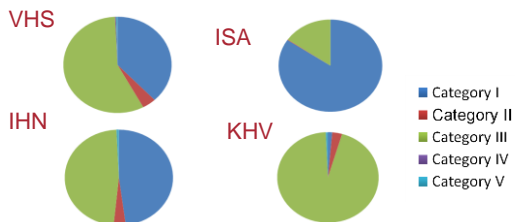


Health categorisation of fish farms in Europe in 2012

Niels Jørgen Olesen, Nicole Nicolajsen

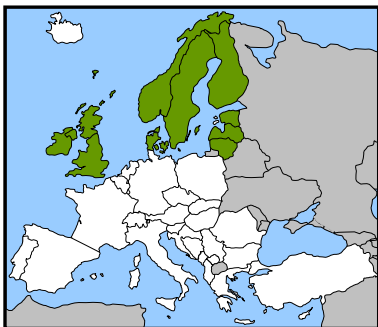
17th Annual Workshop of the National Reference Laboratories for Fish Diseases Aarhus, Denmark, May 29-30, 2013

Distribution in categories according to diseases in Europe



All for 2010/2011/2012	Category I	Category II	Category III	Category IV	Category V	Total
VHS	3414/3306/3231	751/446/650	6526/4348/4862	9/37/28	50/47/34	10750/8184/8505
IHN	3547/3674/9591	632/370/272	6458/3041/3574	1/0/0	36/63/54	10674/7148/7491
ISA	6594/3729/8074	73/19/19	1396/1509/1474	10/28/0	18/0/0	8091/5285/9567
KHV	358/116/100	200/327/232	13035/6494/6977	7/9/0	60/48/51	13660/6994/7360

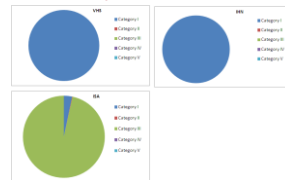
Northern European countries



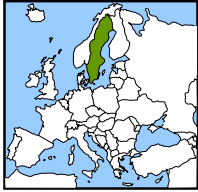
National Veterinary Institute

Norway

- All Rainbow trout farms in sea water in Cat I. All farms in Cat.III with respect to ISA except 40 in Cat.I and 2 in Cat.II



2010/2011/2012	Category I	Category II	Category III	Category IV	Category V	Total
VHS	1265/1260/1236	7/7/0				1272/1267/1236
IHN	1272/1267/1236	0/0/0				1272/1267/1236
ISA	41/41/40	14/1/2	1210/1225/1194	7/0/		1272/1267/1236
KHV						0/0/
Total number of farms with Category:		with no Category:				1490/1267/1358



Sweden

- No infected
- All 237 farms with susceptible species Cat.I for VHS and IHN

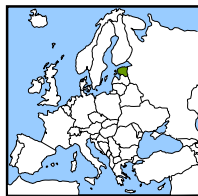
2010/2011/2012	Category I	Category II	Category III	Category IV	Category V	Total
VHS	154/151/237					154/151/237
IHN	154/151/237					154/151/237
ISA	154/151/237					154/151/237
KHV	0/1/1					1/1
Total number of farms with Category: 237 with no Category: 0						162/162/



Finland

- All farms in Finland are Cat I except the 26 farms at Aaland placed in Cat IV – eradication.
- Total number of farms with VHS/IHN/ISA susceptible species 557

2010/2011/2012	Category I	Category II	Category III	Category IV	Category V	Total
VHS	263/516/526	9/0/0		31/26		272/547/552
IHN	305/547/557					305/547/557
ISA	305/547/557					305/547/557
KHV	1/0/0		25/23			1/25/23
Total number of farms with Category: with no Category:						309/485/470



Estonia

- 5 VHS infected farms in program for VHS/IHN freedom
- 3 farms in cat I
- 14-15 in Cat III

2010/2011/2012	Category I	Category II	Category III	Category IV	Category V	Total
VHS	3	11/1/5	8/16/14	0/2/0		19/22
IHN	3	11/1/5	8/16/15			19/23
ISA	0/18/22		3/0/0			3/18/22
KHV			3/5/3			4/5/3
Total number of farms						25/23/28



Latvia:

- All Cat. III.
- 37 with no categorisation

Lithuania:

- ½ Cat. I
- ½ Cat. II
- only 3 rainbow trout farms.

Latvia	Category I	Category II	Category III	Category IV	Category V	Total
VHS			72/80/80			72/80/80
IHN			72/80/80			72/80/80
ISA						
KHV			89/85/85			89/85/85

Lithuania	Category I	Category II	Category III	Category IV	Category V	Total
VHS	0/14/14	0/14/13	47/0/0			47/28/27
IHN	0/14/14	0/14/13	4/0/0			4/28/27
ISA	0/10/10	0/14/13	4/0/0			4/24/23
KHV	0/19/19	0/19/19	4/0/0			4/38/38

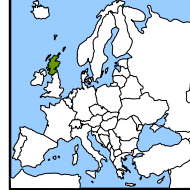
Denmark



All in Cat.I except for VHS 25 marine fish farms in Cat.III

2010/2011/2012	Category I	Category II	Category III	Category IV	Category V	Total
VHS	261/243/236	65/47/60	26/27/25			352/276/321
IHN	348/327/327					348/276/327
ISA	348/327/327					348/276/327
KHV			6/0/6	0/5/0		6/5/6
Total number of farms with Category:	with no Category:					312/297/273

Scotland



•VHS all R.T. and turbot farms in Cat.I except 1 in Cat.V (Wrasse farm)
•ISA all in Cat. I !

2010/2011/2012	Category I	Category II	Category III	Category IV	Category V	Total
VHS	456/431/92				0/1	456/431/93
IHN	413/431/415					413/431/415
ISA	423/463/458	28/0/0		0/28/0		451/491/458
KHV				4/0/2	0/3/0	4/3/2
Total number of farms						460/431/405

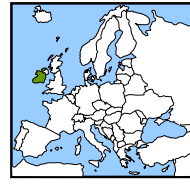
England & Wales and Northern Ireland



•No VHS, IHN or ISA infected
•KHV: 1 Cat I carp farm 124 Cat III farms

England & Wales	Category I	Category II	Category III	Category IV	Category V	Total
VHS	305/279/277					305/279/277
IHN	197/189/184					197/189/184
ISA	333/306/305					333/306/305
KHV	1/1/1		124/115/124			125/116/125
Total number of farms						473/533/308
Northern Ireland	Category I	Category II	Category III	Category IV	Category V	Total
VHS	19/20/24					19/20/24
IHN	20/23/24					20/23/24
ISA	20/23/24					20/23/24
KHV	3/3/0	2/2/2				5/5/2
Total number of farms						26/29/22

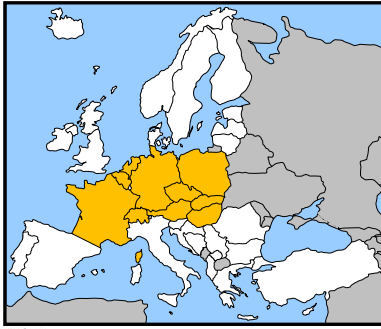
Ireland



No infected, all cat I
KHV in Cat II

2010/2011/2012	Category I	Category II	Category III	Category IV	Category V	Total
VHS	94/94/94					94/94/94
IHN	94/92/92					94/92/92
ISA	94/91/91					94/91/91
KHV		15/1/1				15/1/1
Total number of farms						95/95/95

Continental European countries



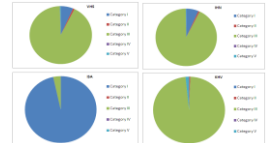
National Veterinary Institute



Germany



All categories used
 Category V: 10 VHS infected and 6 IHN infected
 Still many hobby farms without category



ISA 170 in Cat. III ?

2010/2011/2012	Category I	Category II	Category III	Category IV	Category V	Total
VHS	144/158/158	33/31/21	4270/2167/2251	2/1/2	10/19/10	4459/2376/2442
IHN	139/154/156	33/28/18	4230/2038/2228	1/0/0	4/10/6	4407/2230/2408
ISA	3626/1164/4896	0/4/2	148/141/170			3774/1309/5068
KHV	1/1	14/46/9	8365/1629/1775	12/4/0	6/20/29	8398/1700/1814
Total number of farms						13063/11728/12708

France



No information given on
 Categorization in France in 2012

Many farms (1.248) are not
 health categorised

2010/2011/2012	Category I	Category II	Category III	Category IV	Category V	Total
VHS	426/?		326/?	0	0	752/?
IHN	426/?		326/?	0	0	752/?
ISA			0	0	0	
KHV			0	0	0	
Total number of farms						2000/?
Farms with no category						

Netherlands and Belgium



5 VHS infected and 8 IHN
 infected farms in NL all other in III

2 VHS infected and 1 IHN
 infected farms in Belgium, >80
 farms in program! 2 free. ISA?
 KHV?

Netherlands	Category I	Category II	Category III	Category IV	Category V	Total
VHS			41/40/40		4/5/5	45/45
IHN			42/37/37		3/8/8	45/45
ISA			45/45/45			45/45
KHV			2/2/2			2/2
Total number of farms						311/151/151

Belgium	Category I	Category II	Category III	Category IV	Category V	Total
VHS	2/2/2	81/82		1/0/0	3/2/2	87/85/86
IHN	2/2/2	84/85			1/1	87/87/88
ISA						
KHV						
Total number of farms						91/97/92



Poland

- 6 VHS infected and
- 10 IHN infected farms
- 21 Cat I farms

2010/2011/2012	Category I	Category II	Category III	Category IV	Category V	Total
VHS	11/20/21		424/446/456		10/4/6	445/470/483
IHN	11/20/21		429/442/452		5/8/10	445/470/483
ISA	445/all/0					All/0
KHV			2343/2831/3273		3/9/8	2346/2840/3281
Total number of farms						1735/3310/3982



- Czech Republic: = all cat.III
- Slovakia: ½ free and ½ in program
- Hungary: Cat II

Czech Republic	Category I	Category II	Category III	Category IV	Category V	Total
VHS			432/1314/1385			432/1314/1385
IHN			432/192/194			432/192/194
ISA	432/331/332					432/311/332
KHV			1534/1573/1572			1534/1573/1572
Total number of farms						3133/3249/1741

Slovakia	Category I	Category II	Category III	Category IV	Category V	Total
VHS	148/156/80	150/161/81		4/3/0	2/1	302/322/162
IHN	150/161/81	150/161/81				300/322/162
ISA						
KHV	45/36	77/45/36				77/90/72
Total number of farms						79/161/128

Hungary	Category I	Category II	Category III	Category IV	Category V	Total
VHS		/2/4				/2/4
IHN		/2/4				/2/4
ISA						
KHV		/130/131				/130/131
Total number of farms						273/273



Austria. Only data on Cat I provided

Slovenia: 7 VHS and 29 IHN infected farms.
14 with KHV and 8 in Cat.I

Switzerland: Cat III and 5 in II

Austria	Category I	Category II	Category III	Category IV	Category V	Total
VHS	8/8/8	2/0/0	188/0/0		5/5/0	203/13/8
IHN	8/8/8	2/0/0	188/0/0		1/3/0	199/11/8
ISA						
KHV			158/0/0			158/0/0
Total number of farms.		farms categorised?				360/?/?

Slovenia	Category I	Category II	Category III	Category IV	Category V	Total
VHS	4/5/8	3/3/1	158/121/135		9/8/7	174/137/151
IHN	4/5/8	3/3/1	113/101/113		30/33/29	150/142/151
ISA						
KHV			118/57/70		12/14/14	130/71/84
Total number of farms						261/302/201

Switzerland	Category I	Category II	Category III	Category IV	Category V	Total
VHS		6/5/5	343			6/5/348
IHN		6/5/5	343			6/5/348
ISA						
KHV						
Total number of farms						357/357



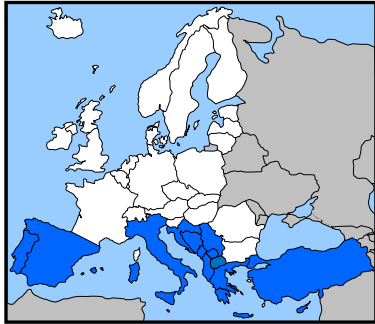
Romania: no categorization reported

Bulgaria: 37 farms in program for VHS
and 19 for IHN. Many farms with no category

Romania	Category I	Category II	Category III	Category IV	Category V	Total
VHS	157/?		126/94/?			126/0/?
IHN	15/?		126/94/?			126/0/0
ISA	126/0/?					126/0/0
KHV			527/0/?		1/2/?	528/2/0
Total number of farms						733/416/608

Bulgaria	Category I	Category II	Category III	Category IV	Category V	Total
VHS		33/48/37	19/20/46		2/2/2	54/70/85
IHN	54/24/20	/26/19	/20/22			54/70/65
ISA	54/0/0					54/0/0
KHV	/45/33	103/59/33	61/128/0			164/232/66
Total number of farms						218/302/336

Mediterranean European countries



National Veterinary Institute



Italy

No data on categorisation submitted

562 farms registered

2010/2011, 2012	Category I	Category II	Category III	Category IV	Category V	Total
VHS		(169) / ?	(173) / ?		(4) / ?	
IHN						
ISA	535 / ?					535 / ?
KHV						
Total number of farms						535/559/562



Spain: 155 in Cat.I, 3 in II and 42 in III

Portugal: Most in I rest in II

Many farms with no cat.

Spain	Category I	Category II	Category III	Category IV	Category V	Total
VHS	151/141/155	4/4/3	64/19/42			219/164/200
IHN	151/141/155	4/4/3	36/15/41			191/160/199
ISA	732/136/738					732/136/738
KHV	8		4/3/8			4/3/16
Total number of farms						732/717,361

Portugal	Category I	Category II	Category III	Category IV	Category V	Total
VHS	12/19/22	102/12/8				114/31/30
IHN	12/19/22	102/12/8				114/31/30
ISA						
KHV		1/1/1				1/1/1
Total number of farms						140/116,114



Croatia: 30 farms in program Cat.II

Bosnia & Herzegovina: 56 farms, no categorization

Kosovo: No data

Croatia	Category I	Category II	Category III	Category IV	Category V	Total
VHS		29/30/30				29/30/30
IHN		29/30/30				29/30/30
ISA	0/30/30	29/0/0				29/30/30
KHV		22/24/0				22/24/0
Total number of farms						113/117,117



Greece: All cat III, only rainbow trout farms in category

Turkey: No data on categorization in 2012

Greece	Category I	Category II	Category III	Category IV	Category V	Total
VHS			73/82			73/82
IHN			73/74			73/74
ISA			73/74			73/74
KHV			9/7			9/7
Total number of farms						499/428

Turkey	Category I	Category II	Category III	Category IV	Category V	Total
VHS	96/?		1503/?			1599/?
IHN	96/?		1503/?			1599/?
ISA						
KHV			45/?			45/?
Total number of farms						1999/1889

Summary of health categorisation in 2012


- Authorisation and categorization was in good process but since 2011 the process almost stopped in several countries and only very little progress seen since
- Health categorization applies to ZONES and COMPARTMENTS and account to ALL APB's in these both authorized and registered
- Different views on how categorisation shall be performed: e.g. Marine/freshwater question for VHS and ISA not all cat I?
- Very few farms in Europe are declared infected as almost none Cat V farms → almost none VHS and IHN infected farms in Europe Or many de facto infected in Cat III ?

National Veterinary Institute



Summary of health categorisation in 2012

- Many farms in Cat III : many farms to be inspected by active surveillance according to risk ranking (Annex III)
- Many farms in Cat.II: are all these surveillance programmes informed to or approved by the Commission ?
- Risk based surveillance not finally implemented yet, no programmes submitted



Thank you for your attention!

National Veterinary Institute

