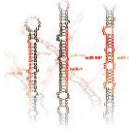


OF MICRORNAs AND FISH

DENNIS BELA-ONG

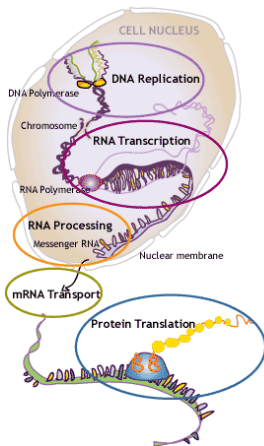
Section for Fish Diseases
National Veterinary Institute
Technical University of Denmark
Århus, Denmark



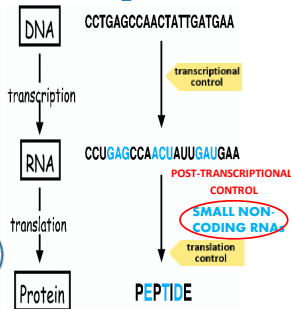
17th Annual Workshop of the National Reference Laboratories for Fish Diseases
European Union Reference Laboratory for Fish Diseases
National Veterinary Institute, Technical University of Denmark
Bulowsvej 27, Frederiksberg, Denmark
May 30, 2013

Outline

- Overview of gene expression and its control
- MicroRNAs and Post-transcriptional control by RNA interference
- Studies on microRNAs in teleost fish
- VHSV-induced microRNAs in rainbow trout
- Summary/Take-home messages

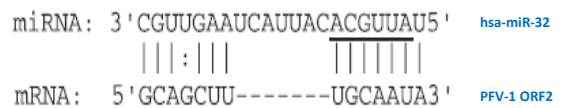


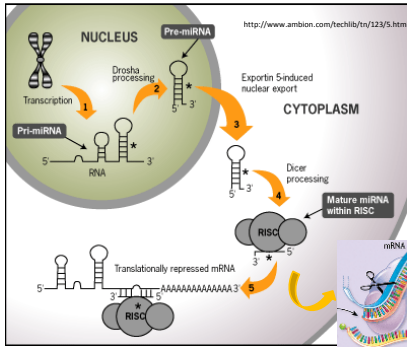
Control of gene expression



microRNAs (miRNAs)

- 18-22 nucleotides
- Endogenous, non-coding
- Bind to 3'-UTR of target mRNAs






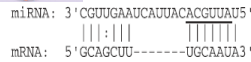
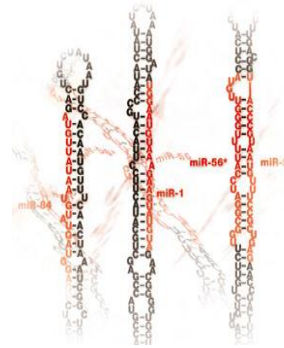
RNA Interference (RNAi)

microRNAs (miRNAs)

- > 20,000 miRNAs identified in 193 species
- Highly conserved (e.g. *dre-miR-155*, *hsa-miR-155*)

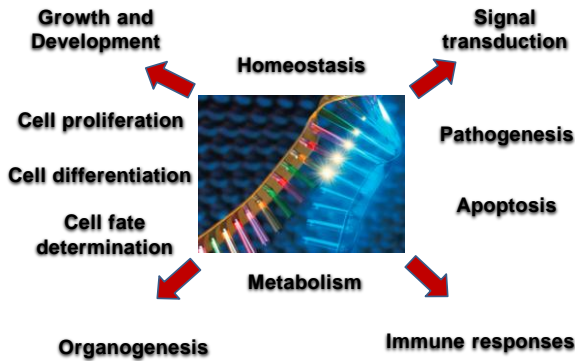


(<http://www.mirbase.org/>)



ALTERED PHENOTYPE

Why are miRNAs important?



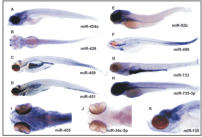
Why are miRNAs important?

- miRNAs are associated with disease

Cancer **Age-related diseases** **Neurological disorders**
Immune function disorders

- Development of miRNA-based therapeutics
- miRNA profiling for disease diagnosis

How about miRNAs in fish?



- miRNA expression, functions, and mechanisms during embryonic development




How about miRNAs in fish?

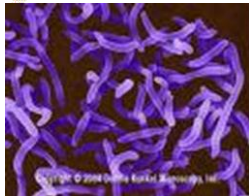


- miRNA transcriptomic analysis of rainbow trout eggs
- molecular markers for egg quality and embryonic development potential (Ma et al., 2012)

How about miRNAs in fish?



- miRNA responses to bacterial infection in zebrafish



→ potential roles of miRNAs in regulating immune response genes (Wu et al., 2012)

Teleost fish miRNAs



Teleost fish miRNAs

Fish species	Common name	Sequences available in miRBase	Reference
<i>Oryzias latipes</i>	Medaka	168 precursors, 147 mature	Li et al., 2010; Tani et al., 2010
<i>Takifugu rubripes</i>	Fugu	129 precursors, 108 mature	Ref? in miRBase Mihaela Zavolan
<i>Tetraodon nigroviridis</i>	Pufferfish	132 precursors, 109 mature	Ref? in miRBase Mihaela Zavolan
<i>Danio rerio</i>	Zebrafish	134 precursors, 146 mature	Kloosterman et al., 2006 + Many others
<i>Lates calcarifer</i>	Asian seabass	Not yet available	Xia et al., 2011
<i>Oncorhynchus mykiss</i>	Rainbow trout	Not yet available	Salem et al., 2010
<i>Cyprinus carpio</i>	Common carp	134 precursors, 146 mature	Zhu et al., 2012; Yan et al., 2012
<i>Paralichthys olivaceus</i>	Japanese flounder	20 precursors, 38 mature	Fu et al., 2011
<i>Oreochromis niloticus</i>	Nile tilapia	Not yet available	Huang et al., 2012
<i>Hypophthalmichthys nobilis</i>	Bighead carp	Not yet available	Chi et al., 2011
<i>K. malivata</i>	Silver carp	Not yet available	Chi et al., 2011
<i>Hippoglossus hippoglossus</i>	Atlantic halibut	1 precursors, 1 mature	Bizuyehu et al., 2012a,b
<i>Ictalurus punctatus</i>	Channel catfish	Not yet available	Xu et al., 2013
<i>Salmo salar</i>	Atlantic salmon	Not yet available	Reyes et al., 2012



Why study miRNAs in fish

- >30,000 species living in diverse environments
- Fish are important models for studying aspects of vertebrate biology
- Fish are important commercial and food species
- miRNAs might have enormous impact in regulating fish biological processes

→ understand miRNA evolution and functions

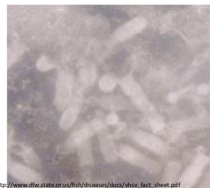
→ Provide resource for further studies on post-transcriptional gene regulation

→ Knowledge of gene regulation important for developing new techniques for disease control

Our research



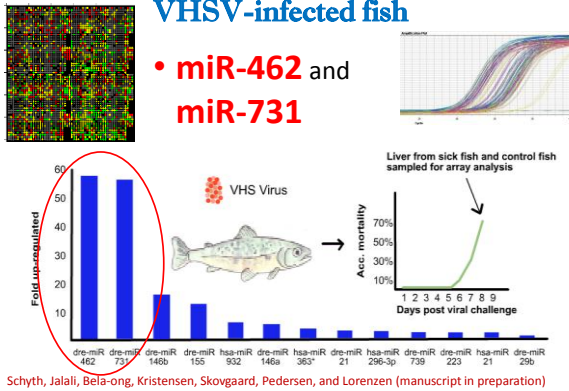
- Identification of virus-induced miRNAs in rainbow trout



Our research

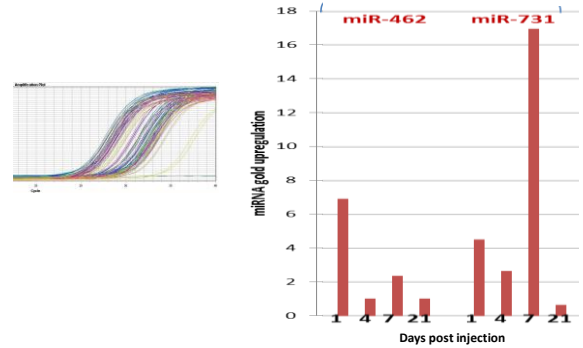
- Identify miRNA biomarkers
 - allow understanding of web of interactions in underlying immune responses to infection
 - miRNA signatures of immune responses may be used as selection criteria for identifying disease-resistant fish
- Determining the potential role of miRNAs in host-pathogen interactions

Transcription profiling of liver samples in VHSV-infected fish

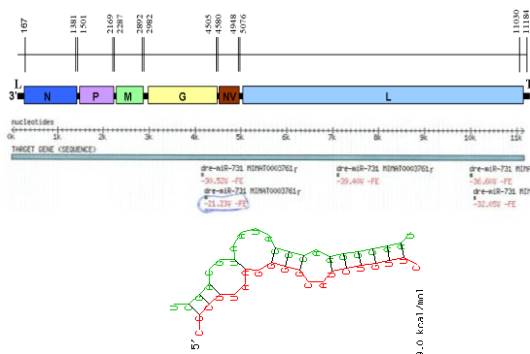


Schyth, Jalali, Bela-ong, Kristensen, Skovgaard, Pedersen, and Lorenzen (manuscript in preparation)

Expression of miR-462 and miR-731 elicited by Type I IFN at injection site



In silico analysis of putative targets in the VHSV genome



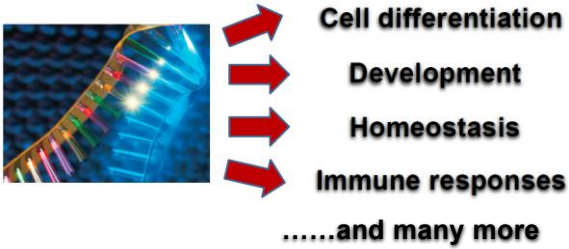
Evaluation of potential function(s) of miRNAs

- Treat cells and fish with **antagomiRs/anti-microRNAs/anti-miRs**
 - short oligonucleotides
 - anti-sense microRNA
- Infect/Challenge with VHSV
- Monitor cytopathic effect/disease development

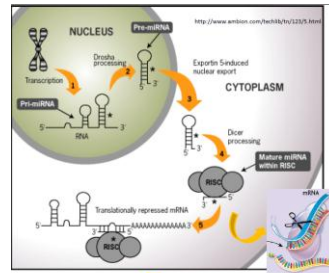


Take-home message

- microRNAs are novel regulators of gene expression impacting a wide range of biological processes




Take-home message



- microRNAs regulate gene expression via the RNAi pathway, regulating mRNA translation

ALTERED PHENOTYPE

Take-home message



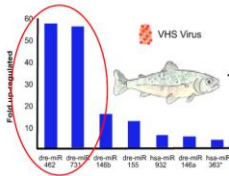
- miRNAs have been identified in a few fish species

Take-home message

- Studies on teleost fish miRNAs include:
 - analysis of expression, functions, and mechanisms of miRNAs during embryonic development, immune responses to infection

Take home message

- In rainbow trout, two fish-specific microRNAs were highly upregulated by VHSV infection



miR-462

miR-731

- Testing the potential roles of these miRNAs in fish interaction with VHSV on-going



<http://www.naturalfaire.com/2009/08/04/salmon-steaks-cooked-in-foil/>

Acknowledgment

- Danish Technical Research Council Grant 247-08-0530 (Co-evolution)
- EEC Sixth Framework Programme (Food Quality and Safety) IMAQUANIM Contract No. 007103
- EU Network of Excellence, EPIZONE Contract No. FOOD-CT-2006-016236

**THANK YOU
FOR YOUR
ATTENTION**



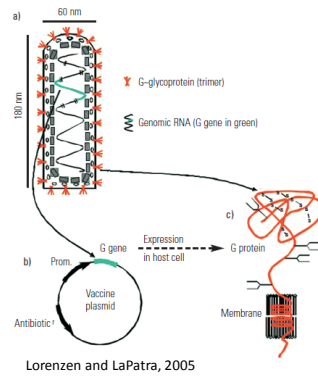
OF MICRORNAs AND FISH

DENNIS BELA-ONG
 Section for Fish Diseases
 National Veterinary Institute
 Technical University of Denmark
 Århus, Denmark

17th Annual Workshop of the National Reference Laboratories for Fish Diseases
 European Union Reference Laboratory for Fish Diseases
 National Veterinary Institute, Technical University of Denmark
 Bulowsovej 27, Frederiksberg, Denmark
 May 30, 2013



Fish rhabdovirus DNA vaccine

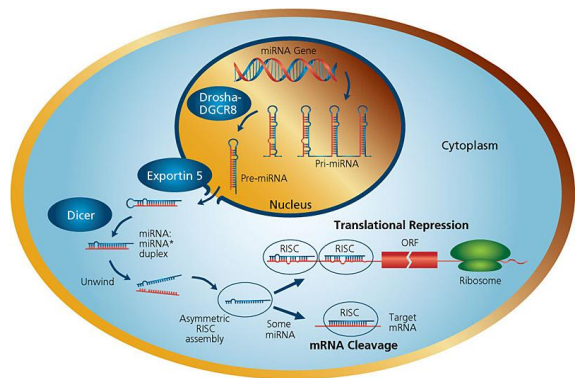


- glycoprotein G: protective antigen
- Provides strong protection
- Early onset of protection related to anti-viral interferon response

Lorenzen and LaPatra, 2005

Summary

- We plan to test whether these two VHSV-induced miRNAs possess pro-viral or anti-viral activity



<http://www.sigmaldrich.com/life-science/functional-genomics-and-mai/mirna/learning-center/mirna-introduction.html>

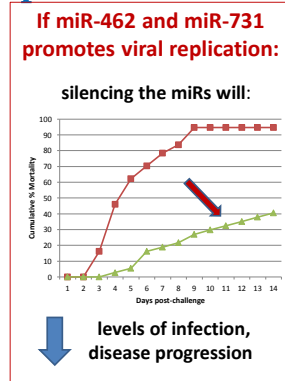
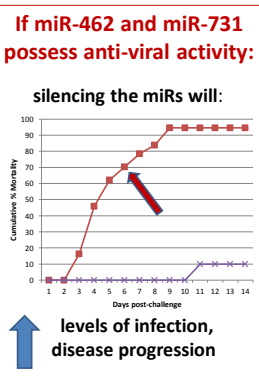
General questions

- ANIMATION

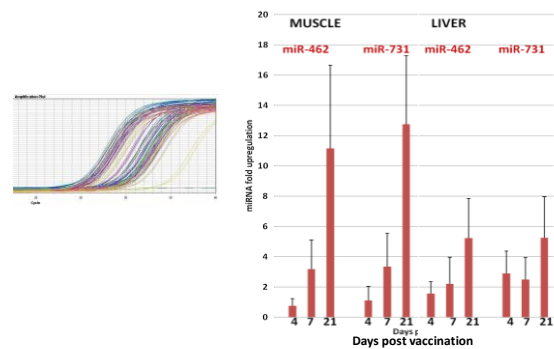
- Which miRNAs are involved in fish responses to VHSV infection and DNA vaccination?
- What is/are the function(s) of miRNAs in fish?
- Do microRNAs in fish play a role in host interaction with viral pathogens?

<http://www.nature.com/nrg/multimedia/rnai/animation/index.html>

What do we expect to see?

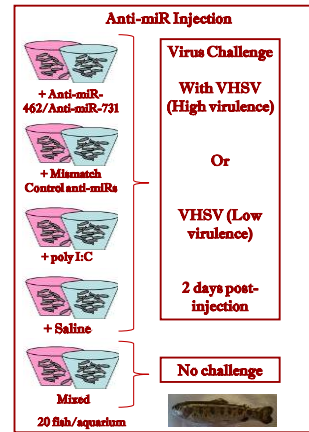


miR-462 and miR-731 were upregulated in the muscle (vaccination site) and liver



Are miR-462 and miR-731 involved in the interaction of fish with VHSV?

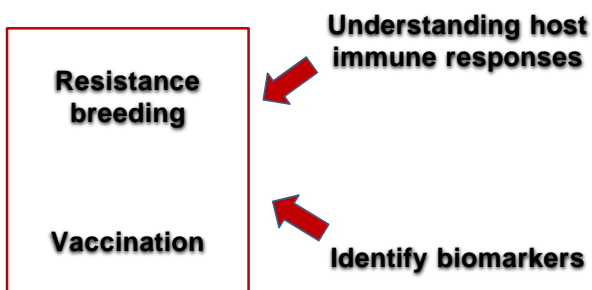
- Do miR-462 and miR-731 have anti-viral activity?
- Do miR-462 and miR-731 promote VHSV infection?



- Fish size: ca. 1 g
- Injection route: Intraperitoneal
- Dose: 1µg/g in 25 µL saline per fish



Mitigating Potential Outbreaks



Identifying Biomarkers

- gene expression profiling identified molecular markers of immunological relevance
- analysis of mRNA expression and regulatory factors key to understanding cellular processes
- newly discovered small regulatory RNAs (miRNAs) add another layer of the molecular diversity of cellular processes

Significance

- miRNAs might potentially have an enormous impact in the regulation of immune responses
- identification of miRNAs and their target genes important toward understanding
 - regulatory networks
 - gene silencing mechanisms
 - practical use for gene manipulations

Future Work

- identify mRNA and miRNA signatures of immunological relevance upon vaccination
- Identify specific cells that express these miRNAs
- Identify genes they regulate
- Combine profiles with in vitro work in cell culture to describe target relationships between miRNAs and mRNAs and the effect of this targeting in fish

Perspective

- Use of small RNAs in antiviral therapy
- Targets and functions of miRNAs using knowledge on their pathway interactions in the choice of targets for developing new antiviral treatments in aquaculture
- These regulated microRNAs could potentially be used as biomarkers of immune responses and as suitable selection markers to identify VHSV-resistant fish.